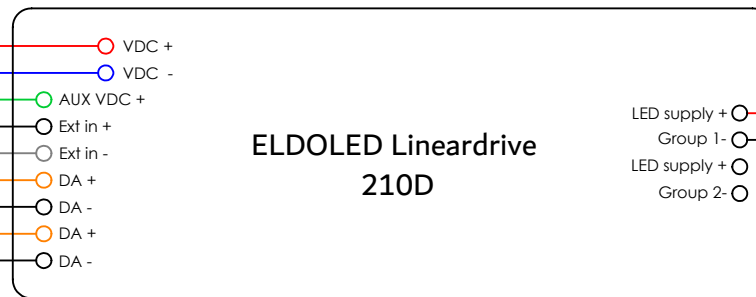
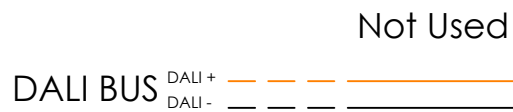


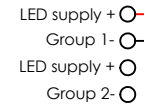
240-24v DC Power Supply
Recommended to load
90%of max power ECP
or HLG Series



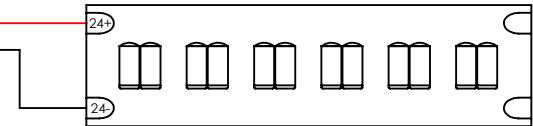
Power supply to
always dictate connected
load of product subject to
max output of interface.



Two channel Dali output max 8A (192w)
2x 4A per channel or 8A on one channel



Pay Attention to product polarity and
terminal positions prior to connection



IF ANYTHING ON THIS DRAWING IS NOT CLEAR, PLEASE CONTACT ARCHITECTURAL FX